



ग्रामीण गृहनिर्माण

दैनिक प्रगती अहवाल :

१८.०८.२०२३

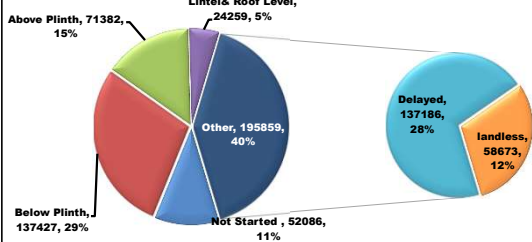
प्रधानमंत्री आवास योजना ग्रामीण – मंजूरी, पूर्ण घरकुले, हप्ते वितरण, भूमिहीन, आर्थिकदृष्ट्या अपुर्ण
राज्य पुरस्कृत ग्रामीण आवास योजना – मंजूरी, पूर्ण घरकुले, हप्ते वितरण, आर्थिकदृष्ट्या अपुर्ण

योजना	एकूण मंजूरी	दैनिक मंजूरी	एकूण पूर्ण	दैनिक पूर्ण घरकुले	दैनिक पहिला हप्ता वितरीत	दैनिक दुसरा हप्ता वितरीत	दैनिक तिसरा हप्ता वितरीत
प्रधानमंत्री आवास योजना ग्रामीण	१३९४१३०	०	११७२२६४	५९५	०	०	०
राज्य योजना	६०९६९२	६४८	४३२४२३	४८६	०	०	०
एकूण	२००३८२२	६४८	१६०४६८७	१०८१	०	०	०

PMAY-G Completion Progress Bar

84.1%

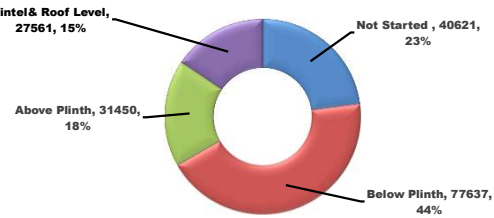
PMAY-G: Incomplete Houses bifurcation



State Schemes Progress Bar

70.9%

State Schemes: Incomplete Houses bifurcation



217477

181689

161012

137186

78385

125568

48089

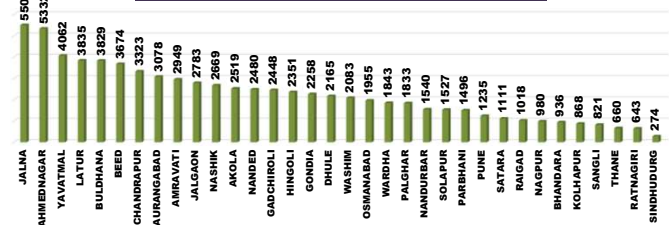
26885

पहिला हप्ता मिळाल्यानंतर ३ महिने उलटूनही अपुर्ण घरकुले
 पहिला हप्ता मिळाल्यानंतर ६ महिने उलटूनही अपुर्ण घरकुले
 पहिला हप्ता मिळाल्यानंतर ९ महिने उलटूनही अपुर्ण घरकुले
 पहिला हप्ता मिळाल्यानंतर १२ महिने उलटूनही अपुर्ण घरकुले
 पहिला हप्ता मिळाल्यानंतर १८ महिने उलटूनही अपुर्ण घरकुले
 पहिला हप्ता मिळाल्यानंतर १० दिवसानंतरही दुसरा हप्ता न मिळालेली घरकुले
 दुसरा हप्ता मिळाल्यानंतर १० दिवसानंतरही तिसरा हप्ता न मिळालेली घरकुले
 तिसरा हप्ता मिळाल्यानंतर १० दिवसानंतरही अपुर्ण घरांची संख्या

PMAY-G : House completion (Abhiyan Achievement)



State Schemes : House completion (Abhiyan Achievement)

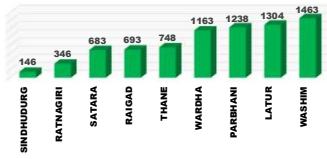


राज्य व्यवस्थापन कक्ष- ग्रामीण गृहनिर्माण

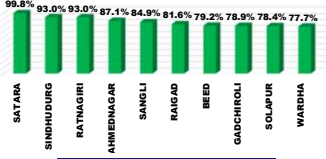
४ था मजला, दक्षिण कक्ष, सिडको भवन, सीबीडी बेलापूर, नवी मुंबई - ४०० ६१४.

Top and Bottom Ten Districts

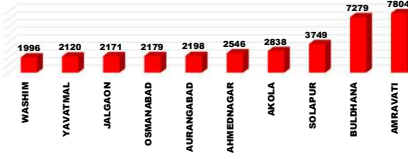
PMAY-G Delayed Houses TOP 10 Dist.



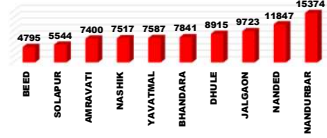
State Schemes Sanction TOP 10 Dist.



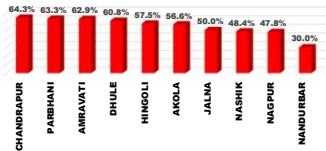
PMAY-G Remaining 1st Installments Bottom 10 Dist.



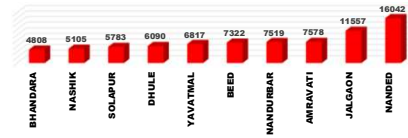
PMAY-G Delayed Houses Bottom 10 Dist.



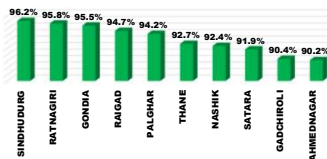
State Schemes Sanction Bottom 10 Dist.



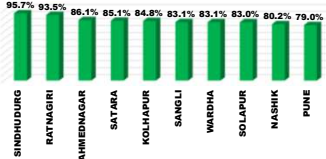
PMAY-G Remaining 2nd Installments Bottom 10 Dist.



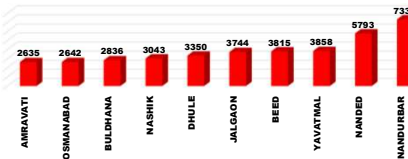
PMAY-G Completion TOP 10 Dist.



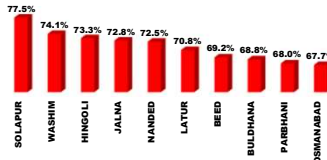
State Schemes Completion TOP 10 Dist.



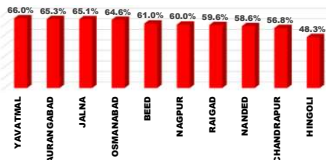
PMAY-G Remaining 3rd Installments Bottom 10 Dist.



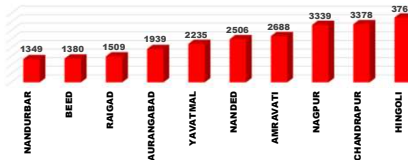
PMAY-G Completion Bottom 10 Dist.



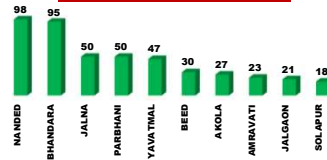
State Schemes Completion Bottom 10 Dist.



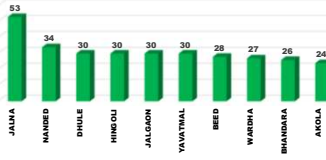
State Schemes Remaining 1st Installments Bottom 10 Dist.



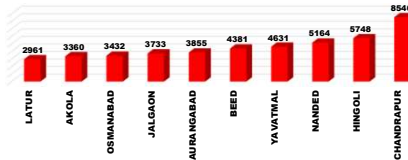
PMAY-G Daily Completion Top 10 Dist.



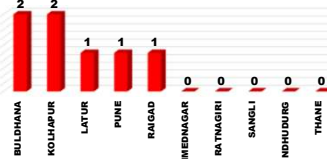
State Schemes Daily Completion Top 10 Dist.



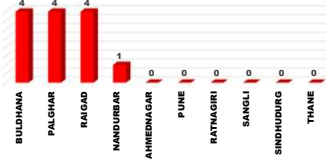
State Schemes Remaining 2nd Installments Bottom 10 Dist.



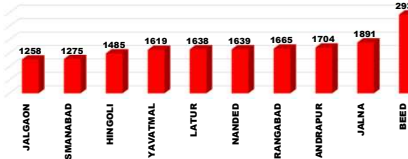
PMAY-G Daily Completion Bottom 10 Dist.



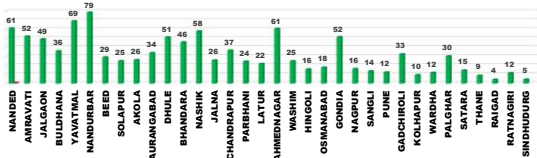
State Schemes Daily Completion Bottom 10 Dist.



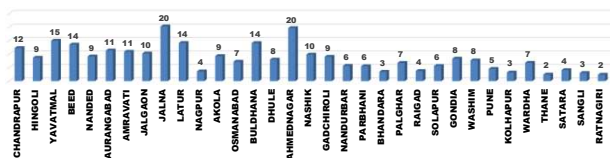
State Schemes Remaining 3rd Installments Bottom 10 Dist.



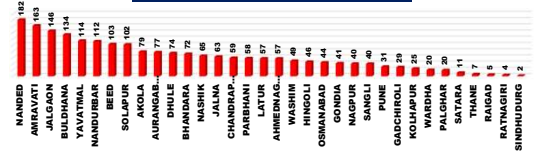
PMAY-G : Current Pace of Completion Per Day (Abhiyan)



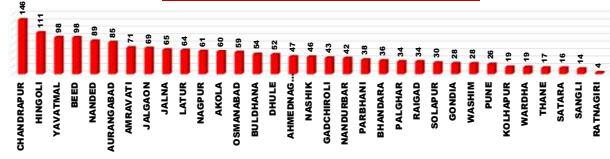
State Schemes : Current Pace of Completion Per Day (Abhiyan)



PMAY-G Required Pace of Completion Per Day



State Schemes Required Pace of Completion Per Day



प्रधानमंत्री आवास योजना ग्रामीण - मंजूरी (PWL+Awaas Plus)

Sr. No.	Division	Target (PWL+Awaas Plus)	17.08.2023	18.08.2023	Daily Achivement	Remaining
1	NASHIK DIV.	412019	411663	411663	0	356
2	AMRAVATI DIV.	270828	269804	269713	0	1115
3	AURANGABAD DIV.	236300	235527	235477	0	823
4	NAGPUR DIV.	289034	288283	288274	0	760
5	KONKAN DIV.	69517	69469	69467	0	50
6	PUNE DIV.	120610	119558	119536	0	1074
Total		1398308	1394304	1394130	0	4178

Sr. No.	District	Target (PWL+Awaas Plus)	17.08.2023	18.08.2023	Daily Achivement	Remaining
1	AHMEDNAGAR	60551	60467	60467	0	84
2	AMRAVATI	93192	92740	92740	0	452
3	AURANGABAD	36366	36350	36350	0	16
4	BEED	34984	34836	34836	0	148
5	BULDHANA	44705	44669	44669	0	36
6	CHANDRAPUR	42516	42434	42434	0	82
7	DHULE	64664	64639	64639	0	25
8	GADCHIROLI	31635	31617	31617	0	18
9	GONDIA	95992	95895	95895	0	97
10	HINGOLI	18083	18083	18083	0	0
11	JALGAON	78561	78458	78458	0	103
12	JALNA	24035	24034	24034	0	1
13	KOLHAPUR	17410	17201	17201	0	209
14	LATUR	20415	20368	20368	0	47
15	NAGPUR	36720	36486	36486	0	234
16	NANDURBAR	118812	118784	118784	0	28
17	NASHIK	89431	89315	89315	0	116
18	OSMANABAD	14309	14205	14205	0	104
19	PALGHAR	35188	35188	35188	0	0
20	PUNE	19230	19180	19180	0	50
21	RAIGAD	9821	9819	9819	0	2
22	SATARA	14707	14520	14520	0	187
23	SINDHUDURG	5132	5096	5096	0	36
24	SOLAPUR	47755	47293	47293	0	462
25	THANE	9572	9572	9572	0	0
26	WARDHA	18046	17918	17918	0	128
27	WASHIM	20100	19894	19894	0	206
28	RATNAGIRI	9804	9794	9792	-2	12
29	PARBHANI	18917	18816	18813	-3	104
30	BHANDARA	64125	63933	63924	-9	201
31	AKOLA	48598	48374	48364	-10	234
32	SANGLI	21508	21364	21342	-22	166
33	NANDED	69191	68835	68788	-47	403
34	YAVATMAL	64233	64127	64046	-81	187
Total		1398308	1394304	1394130	0	4178

Remaining Sanction RANK

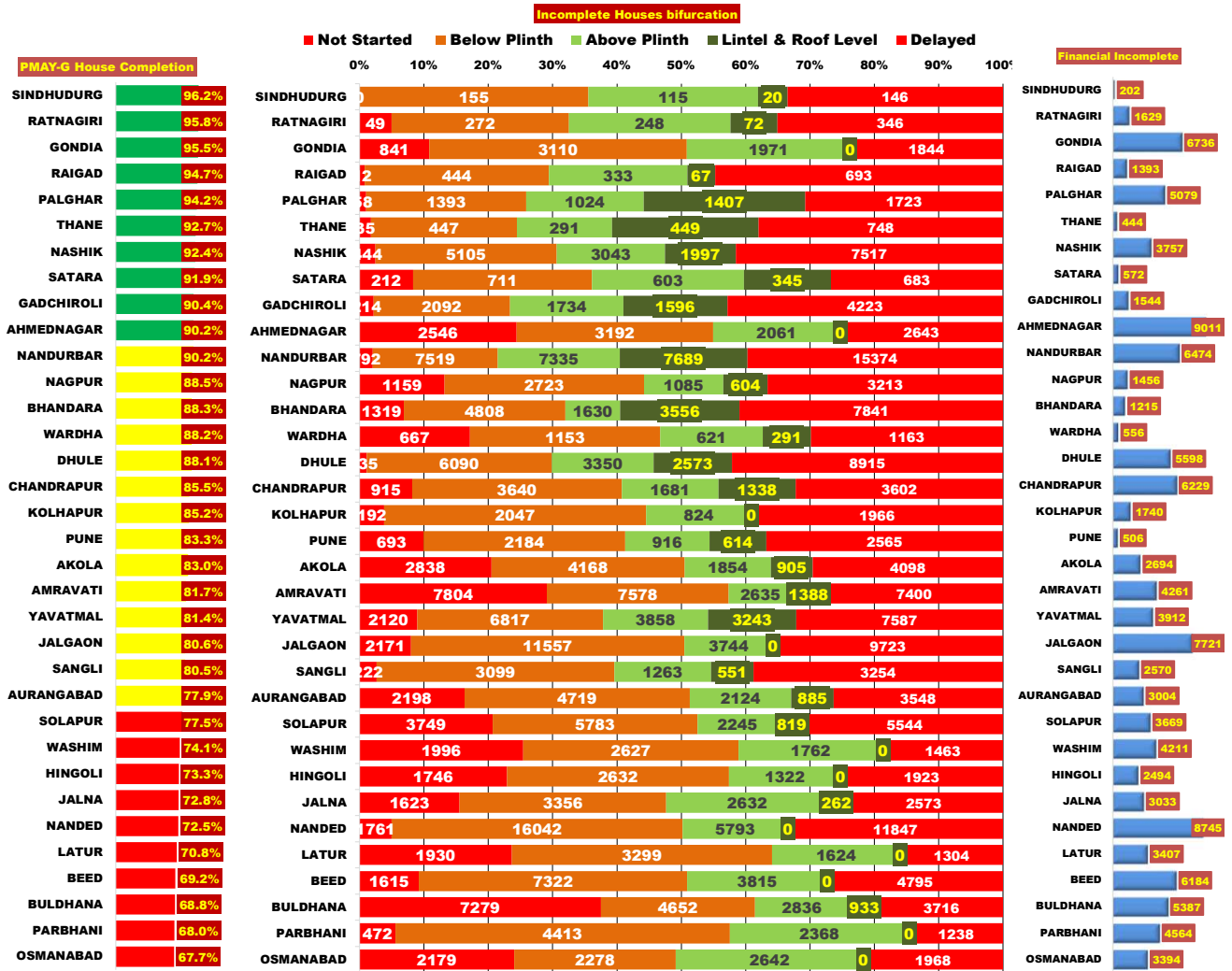
HINGOLI	0
PALGHAR	0
THANE	0
JALNA	1
RAIGAD	2
RATNAGIRI	12
AURANGABAD	16
GADCHIROLI	18
DHULE	25
NANDURBAR	28
BULDHANA	36
SINDHUDURG	36
LATUR	47
PUNE	50
CHANDRAPUR	82
AHMEDNAGAR	84
GONDIA	97
JALGAON	103
OSMANABAD	104
PARBHANI	104
NASHIK	116
WARDHA	128
BEED	148
SANGLI	166
SATARA	187
YAVATMAL	187
BHANDARA	201
WASHIM	206
KOLHAPUR	209
AKOLA	234
NAGPUR	234
NANDED	403
AMRAVATI	452
SOLAPUR	462

प्रधानमंत्री आवास योजना - ग्रामीण : भूमिहीन लाभार्थी अहवाल

Sr. No.	District	Google Sheet Report			AwaasSoft Report			
		Total Landless	Provided land	Remaining	Landless beneficiaries tagged in AwaasSoft	Landless beneficiaries provided land	Remaining Landless	Remaining Tag (provided land)
1	DHULE	18	18	0	18	18	0	0
2	GADCHIROLI	8	8	0	9	9	0	-1
3	GONDIA	2450	2450	0	2457	2329	128	121
4	KOLHAPUR	257	257	0	253	228	25	29
5	NANDURBAR	0	0	0	0	0	0	0
6	PALGHAR	11	11	0	11	11	0	0
7	RAIGAD	6	6	0	6	6	0	0
8	RATNAGIRI	23	23	0	23	23	0	0
9	SINDHUDURG	420	420	0	418	418	0	2
10	NANDED	354	322	32	372	263	109	59
11	THANE	112	80	32	118	60	58	20
12	BEED	212	125	87	364	66	298	59
13	SANGLI	338	213	125	352	142	210	71
14	SATARA	869	689	180	870	629	241	60
15	PARBHANI	307	63	244	300	54	246	9
16	NASHIK	1794	1471	323	1696	1162	534	309
17	PUNE	2069	1603	466	2062	867	1195	736
18	CHANDRAPUR	2457	1908	549	2502	1614	888	294
19	WARDHA	2359	1809	550	2403	1804	599	5
20	NAGPUR	4587	3707	880	4598	3546	1052	161
21	HINGOLI	1713	796	917	1713	466	1247	330
22	JALNA	1359	406	953	1374	85	1289	321
23	LATUR	2184	1150	1034	2258	810	1448	340
24	BHANDARA	5046	4002	1044	5047	4109	938	-107
25	JALGAON	22530	21460	1070	22585	20901	1684	559
26	WASHIM	3215	1678	1537	3250	1524	1726	154
27	AURANGABAD	3266	1700	1566	3250	1807	1443	-107
28	OSMANABAD	2258	531	1727	2367	56	2311	475
29	YAVATMAL	3666	1640	2026	3354	1519	1835	121
30	AKOLA	7278	5134	2144	7217	5160	2057	-26
31	AHMEDNAGAR	7586	5240	2346	7810	5117	2693	123
32	SOLAPUR	6559	3944	2615	6554	3277	3277	667
33	BULDHANA	15352	9266	6086	15705	9146	6559	120
34	AMRAVATI	20723	13727	6996	19838	12841	6997	886
	Total	121386	85857	35529	121154	80067	41087	6031

प्रधानमंत्री आवास योजना ग्रामीण - पूर्ण घरकूले

Sr. No.	Division	Sanction	17.08.2023	18.08.2023	Daily Achivement	Remaining	Avg. Completed Per Day From 20.11.22 to Today	To be Completed in Per Day till 30.11.23
1	AURANGABAD DIV.	235477	169627	169883	256	65594	230	631
2	NAGPUR DIV.	288274	260873	261012	139	27262	195	262
3	AMRAVATI DIV.	269713	213497	213612	115	56101	208	539
4	NASHIK DIV.	411663	364273	364322	49	47341	298	455
5	PUNE DIV.	119536	97794	97823	29	21713	75	209
6	KONKAN DIV.	69467	65605	65612	7	3855	60	37
Total		1394130	1171669	1172264	595	221866	1067	2133



प्रधानमंत्री आवास योजना ग्रामीण - पूर्ण घरकूले

Sr. No.	District	Sanction	17.08.2023	18.08.2023	Daily Achivement	Remaining	Completed & verified	To be Completed in Per Day till 30.11.23
1	NANDED	68788	49793	49891	98	18897	47371	182
2	BHANDARA	63924	56344	56439	95	7485	52611	72
3	JALNA	24034	17437	17487	50	6547	16161	63
4	PARBHANI	18813	12740	12790	50	6023	12172	58
5	YAVATMAL	64046	52111	52158	47	11888	48008	114
6	BEED	34836	24088	24118	30	10718	22110	103
7	AKOLA	48364	40127	40154	27	8210	38599	79
8	AMRAVATI	92740	75776	75799	23	16941	73335	163
9	JALGAON	78458	63253	63274	21	15184	61102	146
10	SOLAPUR	47293	36656	36674	18	10619	34697	102
11	WASHIM	19894	14733	14749	16	5145	14068	49
12	WARDHA	17918	15793	15807	14	2111	15186	20
13	AURANGABAD	36350	28308	28320	12	8030	26424	77
14	DHULE	64639	56904	56916	12	7723	52391	74
15	CHANDRAPUR	42434	36287	36298	11	6136	34860	59
16	NASHIK	89315	82494	82504	10	6811	78726	65
17	HINGOLI	18083	13239	13248	9	4835	12691	46
18	GADCHIROLI	31617	28575	28583	8	3034	25981	29
19	SATARA	14520	13329	13337	8	1183	12649	11
20	GONDIA	95895	91578	91584	6	4311	90930	41
21	NANDURBAR	118784	107081	107087	6	11697	95449	112
22	OSMANABAD	14205	9606	9612	6	4593	8296	44
23	PALGHAR	35188	33152	33158	6	2030	31306	20
24	NAGPUR	36486	32296	32301	5	4185	30915	40
25	BULDHANA	44669	30750	30752	2	13917	28969	134
26	KOLHAPUR	17201	14650	14652	2	2549	14198	25
27	LATUR	20368	14416	14417	1	5951	13877	57
28	PUNE	19180	15982	15983	1	3197	14773	31
29	RAIGAD	9819	9296	9297	1	522	8963	5
30	AHMEDNAGAR	60467	54541	54541	0	5926	53644	57
31	RATNAGIRI	9792	9382	9382	0	410	9151	4
32	SANGLI	21342	17177	17177	0	4165	16207	40
33	SINDHUDURG	5096	4903	4903	0	193	4806	2
34	THANE	9572	8872	8872	0	700	8350	7
Total		1394130	1171669	1172264	595	221866	1108976	2133

राज्यपुरस्कृत आवास योजना ग्रामीण - मंजूरी

Sr. No.	Division	Target	17.08.2023	18.08.2023	Daily Achivement	Sanction %	Remaining	Sanction State Rank
1	AURANGABAD DIV.	269168	177652	177838	187	66.1%	91330	6
2	KONKAN DIV.	44681	34856	35024	168	78.4%	9657	1
3	NAGPUR DIV.	163668	108893	108975	82	66.6%	54693	4
4	NASHIK DIV.	207115	119167	119242	75	57.6%	87873	5
5	PUNE DIV.	79398	64570	64644	74	81.4%	14754	2
6	AMRAVATI DIV.	156577	103907	103969	62	66.4%	52608	3
Total		920607	609045	609692	648	66.2%	310915	

Sr. No.	District	Target	17.08.2023	18.08.2023	Daily Achivement	Sanction %	Remaining	Sanction State Rank
1	HINGOLI	38798	22138	22317	179	57.5%	16481	24
2	RAIGAD	10569	8455	8623	168	81.6%	1946	5
3	CHANDRAPUR	54555	35020	35094	74	64.3%	19461	34
4	SATARA	11532	11439	11513	74	99.8%	19	8
5	AMRAVATI	36242	22723	22781	58	62.9%	13461	26
6	NASHIK	49930	24116	24157	41	48.4%	25773	27
7	AHMEDNAGAR	39938	34764	34798	34	87.1%	5140	33
8	GADCHIROLI	20609	16250	16257	7	78.9%	4352	15
9	NANDED	34410	22315	22321	6	64.9%	12089	25
10	YAVATMAL	40759	30079	30083	4	73.8%	10676	32
11	BEED	33057	26164	26165	1	79.2%	6892	30
12	GONDIA	18712	13866	13867	1	74.1%	4845	12
13	OSMANABAD	22761	17246	17247	1	75.8%	5514	17
14	AKOLA	34781	19696	19696	0	56.6%	15085	22
15	BHANDARA	21794	16429	16429	0	75.4%	5365	16
16	BULDHANA	28967	20422	20422	0	70.5%	8545	23
17	DHULE	31410	19105	19105	0	60.8%	12305	20
18	JALGAON	34417	25764	25764	0	74.9%	8653	29
19	JALNA	38892	19459	19459	0	50.0%	19433	21
20	KOLHAPUR	16830	12904	12904	0	76.7%	3926	10
21	LATUR	35680	26710	26710	0	74.9%	8970	31
22	NAGPUR	33291	15898	15898	0	47.8%	17393	14
23	NANDURBAR	51420	15418	15418	0	30.0%	36002	13
24	PALGHAR	16073	11748	11748	0	73.1%	4325	9
25	PARBHANI	28616	18103	18103	0	63.3%	10513	18
26	PUNE	17336	13138	13138	0	75.8%	4198	11
27	RATNAGIRI	7197	6690	6690	0	93.0%	507	3
28	SANGLI	10132	8604	8604	0	84.9%	1528	4
29	SINDHUDURG	2268	2109	2109	0	93.0%	159	1
30	SOLAPUR	23568	18485	18485	0	78.4%	5083	19
31	THANE	8574	5854	5854	0	68.3%	2720	2
32	WARDHA	14707	11430	11430	0	77.7%	3277	7
33	WASHIM	15828	10987	10987	0	69.4%	4841	6
34	AURANGABAD	36954	25517	25516	-1	69.0%	11438	28
Total		920607	609045	609692	648	66.2%	310915	

राज्यपुरस्कृत आवास योजना ग्रामीण - प्रलंबीत मंजूरी

Sr. No.	Division	रमाई आवास योजना	शबरी आवास योजना	आदीम आवास योजना	पारधी आवास योजना	य.च.मु.व योजना	धनगर आवास योजना	एकूण
1	KONKAN DIV.	1470	8136	25	4	22	0	9657
2	PUNE DIV.	10892	3622	4	55	20	161	14754
3	AMRAVATI DIV.	32012	20120	194	9	239	34	52608
4	NAGPUR DIV.	27693	24808	252	2	1911	27	54693
5	NASHIK DIV.	21456	66248	61	20	59	29	87873
6	AURANGABAD DIV.	61984	28008	238	26	234	840	91330
	Total	155507	150942	774	116	2485	1091	310915

Sr. No.	District	रमाई आवास योजना	शबरी आवास योजना	आदीम आवास योजना	पारधी आवास योजना	य.च.मु.व योजना	धनगर आवास योजना	एकूण
1	SATARA	19	0	0	0	0	0	19
2	SINDHUDURG	128	14	16	1	0	0	159
3	RATNAGIRI	400	84	0	1	22	0	507
4	SANGLI	1486	30	0	12	0	0	1528
5	RAIGAD	522	1422	0	2	0	0	1946
6	THANE	321	2393	6	0	0	0	2720
7	WARDHA	923	2220	134	0	0	0	3277
8	KOLHAPUR	3730	35	0	0	0	161	3926
9	PUNE	844	3316	4	14	20	0	4198
10	PALGHAR	99	4223	3	0	0	0	4325
11	GADCHIROLI	1078	3248	26	0	0	0	4352
12	WASHIM	3625	1216	0	0	0	0	4841
13	GONDIA	3245	1585	0	0	0	15	4845
14	SOLAPUR	4813	241	0	29	0	0	5083
15	AHMEDNAGAR	2655	2485	0	0	0	0	5140
16	BHANDARA	3871	1446	0	0	36	12	5365
17	OSMANABAD	5111	264	0	0	139	0	5514
18	BEED	5587	1299	0	6	0	0	6892
19	BULDHANA	5765	2746	0	0	0	34	8545
20	JALGAON	3579	5041	0	4	0	29	8653
21	LATUR	7200	933	0	4	0	833	8970
22	PARBHANI	7664	2764	0	0	85	0	10513
23	YAVATMAL	5759	4649	194	1	73	0	10676
24	AURANGABAD	7172	4260	0	6	0	0	11438
25	NANDED	5226	6617	238	8	0	0	12089
26	DHULE	3860	8386	0	0	59	0	12305
27	AMRAVATI	5253	8035	0	7	166	0	13461
28	AKOLA	11610	3474	0	1	0	0	15085
29	HINGOLI	7038	9443	0	0	0	0	16481
30	NAGPUR	12087	5302	0	0	4	0	17393
31	JALNA	16986	2428	0	2	10	7	19433
32	CHANDRAPUR	6489	11007	92	2	1871	0	19461
33	NASHIK	10415	15291	61	6	0	0	25773
34	NANDURBAR	947	35045	0	10	0	0	36002
	Total	155507	150942	774	116	2485	1091	310915

राज्यपुरस्कृत आवास योजना ग्रामीण - पूर्ण घरकूले

Sr. No.	Division	Sanction	17.08.2023	18.08.2023	Daily Achivement	Remaining	Avg. Completed From 20.11.22 to Today	Per Day	To be Completed in Per Day till 30.11.23
1	AURANGABAD DIV.	177838	114284	114475	191	63363	90		609
2	NAGPUR DIV.	108975	74223	74333	110	34642	43		333
3	AMRAVATI DIV.	103969	71554	71640	86	32329	57		311
4	NASHIK DIV.	119242	92474	92546	72	26696	53		257
5	PUNE DIV.	64644	53608	53627	19	11017	21		106
6	KONKAN DIV.	35024	25794	25802	8	9222	16		89
	Total	609692	431937	432423	486	177269	281		1705

Sr. No.	District	Sanction	17-12-1937	18-12-1937	Daily Achivement	Remaining	Avg. Completed From 20.11.22 to Today	Per Day	To be Completed in Per Day till 30.11.23
1	JALNA	19459	12616	12669	53	6790	20		65
2	NANDED	22321	13035	13069	34	9252	9		89
3	DHULE	19105	13624	13654	30	5451	8		52
4	HINGOLI	22317	10743	10773	30	11544	9		111
5	JALGAON	25764	18518	18548	30	7216	10		69
6	YAVATMAL	30083	19830	19860	30	10223	15		98
7	BEED	26165	15929	15957	28	10208	14		98
8	WARDHA	11430	9470	9497	27	1933	7		19
9	BHANDARA	16429	12681	12707	26	3722	3		36
10	AKOLA	19696	13429	13453	24	6243	9		60
11	LATUR	26710	20043	20065	22	6645	14		64
12	CHANDRAPUR	35094	19908	19928	20	15166	12		146
13	GONDIA	13867	10892	10908	16	2959	8		28
14	GADCHIROLI	16257	11742	11757	15	4500	9		43
15	PARBHANI	18103	14129	14144	15	3959	6		38
16	AMRAVATI	22781	15396	15410	14	7371	11		71
17	WASHIM	10987	8048	8062	14	2925	8		28
18	NASHIK	24157	19370	19381	11	4776	10		46
19	SATARA	11513	9793	9802	9	1711	4		16
20	NAGPUR	15898	9530	9536	6	6362	4		61
21	KOLHAPUR	12904	10942	10947	5	1957	3		19
22	OSMANABAD	17247	11142	11147	5	6100	7		59
23	SOLAPUR	18485	15338	15343	5	3142	6		30
24	AURANGABAD	25516	16647	16651	4	8865	11		85
25	BULDHANA	20422	14851	14855	4	5567	14		54
26	PALGHAR	11748	8259	8263	4	3485	7		34
27	RAIGAD	8623	5134	5138	4	3485	4		34
28	NANDURBAR	15418	11004	11005	1	4413	6		42
29	AHMEDNAGAR	34798	29958	29958	0	4840	20		47
30	PUNE	13138	10384	10384	0	2754	5		26
31	RATNAGIRI	6690	6252	6252	0	438	2		4
32	SANGLI	8604	7151	7151	0	1453	3		14
33	SINDHUDURG	2109	2018	2018	0	91	1		1
34	THANE	5854	4131	4131	0	1723	2		17
	Total	609692	431937	432423	486	177269	281		1705

राज्य योजना अपूर्ण घरकुले

Sr. No.	Division	रमाई आवास योजना	शबरी आवास योजना	आदीम आवास योजना	पारधी आवास योजना	य.च.मु.व योजना	धनगर आवास योजना	एकूण
1	KONKAN DIV.	1071	7537	594	0	8	12	9222
2	PUNE DIV.	9519	966	56	58	54	364	11017
3	NASHIK DIV.	12231	14130	25	127	20	163	26696
4	AMRAVATI DIV.	17869	10940	2250	212	1003	55	32329
5	NAGPUR DIV.	11124	18504	662	23	4319	10	34642
6	AURANGABAD DIV.	54192	8594	47	63	369	98	63363
Total		106006	60671	3634	483	5773	702	177269

Sr. No.	District	रमाई आवास योजना	शबरी आवास योजना	आदीम आवास योजना	पारधी आवास योजना	य.च.मु.व योजना	धनगर आवास योजना	एकूण
1	SINDHUDURG	90	1	0	0	0	0	91
2	RATNAGIRI	405	21	4	0	8	0	438
3	AHMEDNAGAR	2644	2160	0	16	20	0	4840
4	SATARA	1638	40	0	0	33	0	1711
5	KOLHAPUR	1561	12	0	0	20	364	1957
6	SANGLI	1442	7	0	4	0	0	1453
7	WARDHA	1161	647	124	1	0	0	1933
8	SOLAPUR	3053	80	0	8	1	0	3142
9	NASHIK	2627	2094	25	30	0	0	4776
10	PUNE	1825	827	56	46	0	0	2754
11	GONDIA	1463	1496	0	0	0	0	2959
12	PARBHANI	3327	467	0	0	165	0	3959
13	BHANDARA	1593	1309	0	0	810	10	3722
14	LATUR	6505	140	0	0	0	0	6645
15	WASHIM	1907	1013	0	2	0	3	2925
16	BULDHANA	5010	488	0	17	0	52	5567
17	GADCHIROLI	1406	2803	291	0	0	0	4500
18	JALGAON	3476	3510	0	67	0	163	7216
19	DHULE	2455	2982	0	14	0	0	5451
20	NANDURBAR	1029	3384	0	0	0	0	4413
21	THANE	263	1202	258	0	0	0	1723
22	PALGHAR	66	3282	137	0	0	0	3485
23	AKOLA	4903	1305	0	35	0	0	6243
24	AMRAVATI	3620	3572	0	28	151	0	7371
25	YAVATMAL	2429	4562	2250	130	852	0	10223
26	AURANGABAD	7487	1371	0	7	0	0	8865
27	JALNA	6556	81	0	7	48	98	6790
28	OSMANABAD	5820	83	0	41	156	0	6100
29	BEED	9705	495	0	8	0	0	10208
30	NAGPUR	886	5462	0	6	8	0	6362
31	RAIGAD	247	3031	195	0	0	12	3485
32	NANDED	8756	449	47	0	0	0	9252
33	CHANDRAPUR	4615	6787	247	16	3501	0	15166
34	HINGOLI	6036	5508	0	0	0	0	11544
Total		106006	60671	3634	483	5773	702	177269

प्रधानमंत्री आवास योजना ग्रामीण - हप्ते वितरण

Sr. No.	Division	1st Installment (Daily Achivement)	1st Installment Remaining	2nd Installment (Daily Achivement)	2nd Installment Remaining	3rd Installment (Daily Achivement)	3rd Installment Remaining
1	NASHIK DIV.	0	6188	0	33463	0	19533
2	AMRAVATI DIV.	0	22037	0	25842	0	12945
3	AURANGABAD DIV.	0	13524	0	44061	0	22320
4	NAGPUR DIV.	0	5115	0	17526	0	8722
5	KONKAN DIV.	0	154	0	2711	0	2011
6	PUNE DIV.	0	5068	0	13824	0	5851
	Total	0	52086	0	137427	0	71382

PMAY-G 1st Ins Pending

SINDHUDURG	0
RAIGAD	12
THANE	35
RATNAGIRI	49
PALGHAR	58
KOLHAPUR	192
SATARA	212
GADCHIROLI	214
SANGLI	222
DHULE	235
NASHIK	444
PARBHANI	472
WARDHA	667
PUNE	693
NANDURBAR	792
GONDIA	841
CHANDRAPUR	915
NAGPUR	1159
BHANDARA	1319
BEED	1615
JALNA	1623
HINGOLI	1746
NANDED	1761
LATUR	1930
WASHIM	1996
YAVATMAL	2120
JALGAON	2171
OSMANABAD	2179
AURANGABAD	2198
AHMEDNAGAR	2546
AKOLA	2838
SOLAPUR	3749
BULDHANA	7279
AMRAVATI	7804

PMAY-G 2nd Ins Pending

SINDHUDURG	155
RATNAGIRI	272
RAIGAD	444
THANE	447
SATARA	711
WARDHA	1153
PALGHAR	1393
KOLHAPUR	2047
GADCHIROLI	2092
PUNE	2184
OSMANABAD	2278
WASHIM	2627
HINGOLI	2632
NAGPUR	2723
SANGLI	3099
GONDIA	3110
AHMEDNAGAR	3192
LATUR	3299
JALNA	3356
CHANDRAPUR	3640
AKOLA	4168
PARBHANI	4413
BULDHANA	4652
AURANGABAD	4719
BHANDARA	4808
NASHIK	5105
SOLAPUR	5783
DHULE	6090
YAVATMAL	6817
BEED	7322
NANDURBAR	7519
AMRAVATI	7578
JALGAON	11557
NANDED	16042

PMAY-G 3rd Ins Pending

SINDHUDURG	115
RATNAGIRI	248
THANE	291
RAIGAD	333
SATARA	603
WARDHA	621
KOLHAPUR	824
PUNE	916
PALGHAR	1024
NAGPUR	1085
SANGLI	1263
HINGOLI	1322
LATUR	1624
BHANDARA	1630
CHANDRAPUR	1681
GADCHIROLI	1734
WASHIM	1762
AKOLA	1854
GONDIA	1971
AHMEDNAGAR	2061
AURANGABAD	2124
SOLAPUR	2245
PARBHANI	2368
JALNA	2632
AMRAVATI	2635
OSMANABAD	2642
BULDHANA	2836
NASHIK	3043
DHULE	3350
JALGAON	3744
BEED	3815
YAVATMAL	3858
NANDED	5793
NANDURBAR	7335

प्रधानमंत्री आवास योजना ग्रामीण - हप्ते वितरण

Sr. No.	District	1st Installment (Daily Achivement)	1st Installment Remaining	2nd Installment (Daily Achivement)	2nd Installment Remaining	3rd Installment (Daily Achivement)	3rd Installment Remaining
1	AHMEDNAGAR	0	2546	0	3192	0	2061
2	AKOLA	0	2838	0	4168	0	1854
3	AMRAVATI	0	7804	0	7578	0	2635
4	AURANGABAD	0	2198	0	4719	0	2124
5	BEED	0	1615	0	7322	0	3815
6	BHANDARA	0	1319	0	4808	0	1630
7	BULDHANA	0	7279	0	4652	0	2836
8	CHANDRAPUR	0	915	0	3640	0	1681
9	DHULE	0	235	0	6090	0	3350
10	GADCHIROLI	0	214	0	2092	0	1734
11	GONDIA	0	841	0	3110	0	1971
12	HINGOLI	0	1746	0	2632	0	1322
13	JALGAON	0	2171	0	11557	0	3744
14	JALNA	0	1623	0	3356	0	2632
15	KOLHAPUR	0	192	0	2047	0	824
16	LATUR	0	1930	0	3299	0	1624
17	NAGPUR	0	1159	0	2723	0	1085
18	NANDED	0	1761	0	16042	0	5793
19	NANDURBAR	0	792	0	7519	0	7335
20	NASHIK	0	444	0	5105	0	3043
21	OSMANABAD	0	2179	0	2278	0	2642
22	PALGHAR	0	58	0	1393	0	1024
23	PARBHANI	0	472	0	4413	0	2368
24	PUNE	0	693	0	2184	0	916
25	RAIGAD	0	12	0	444	0	333
26	RATNAGIRI	0	49	0	272	0	248
27	SATARA	0	212	0	711	0	603
28	SINDHUDURG	0	0	0	155	0	115
29	THANE	0	35	0	447	0	291
30	WARDHA	0	667	0	1153	0	621
31	WASHIM	0	1996	0	2627	0	1762
32	YAVATMAL	0	2120	0	6817	0	3858
33	SANGLI	-2	222	0	3099	0	1263
34	SOLAPUR	-38	3749	-1	5783	0	2245
	Total	0	52086	0	137427	0	71382

राज्यपुरस्कृत आवास योजना ग्रामीण - हप्ते वितरण

Sr. No.	Division	1st Installment (Daily Achivement)	1st Installment Remaining	2nd Installment (Daily Achivement)	2nd Installment Remaining	3rd Installment (Daily Achivement)	3rd Installment Remaining
1	NASHIK DIV.	0	5636	0	10449	0	5361
2	AMRAVATI DIV.	0	6659	0	13848	0	5134
3	AURANGABAD DIV.	0	13377	0	30255	0	13544
4	NAGPUR DIV.	0	9496	0	15891	0	4297
5	KONKAN DIV.	0	2637	0	3097	0	1288
6	PUNE DIV.	0	2816	0	4097	0	1826
	Total	0	40621	0	77637	0	31450

State Schemes 1st Ins Pending

SINDHUDURG	5
RATNAGIRI	42
SANGLI	165
PALGHAR	170
WARDHA	360
BULDHANA	467
KOLHAPUR	520
WASHIM	532
GONDIA	575
PUNE	584
SOLAPUR	585
PARBHANI	695
AKOLA	737
DHULE	822
AHMEDNAGAR	832
JALNA	874
GADCHIROLI	907
THANE	911
BHANDARA	937
SATARA	962
LATUR	1014
OSMANABAD	1200
NASHIK	1290
JALGAON	1343
NANDURBAR	1349
BEED	1380
RAIGAD	1509
AURANGABAD	1939
YAVATMAL	2235
NANDED	2506
AMRAVATI	2688
NAGPUR	3339
CHANDRAPUR	3378
HINGOLI	3769

State Schemes 2nd Ins Pending

SINDHUDURG	52
RATNAGIRI	115
SATARA	267
THANE	272
SANGLI	680
NANDURBAR	718
PUNE	826
WARDHA	893
KOLHAPUR	966
RAIGAD	1037
BHANDARA	1354
SOLAPUR	1358
GONDIA	1383
WASHIM	1447
NASHIK	1456
GADCHIROLI	1467
PALGHAR	1621
BULDHANA	1781
DHULE	1899
PARBHANI	2221
NAGPUR	2248
JALNA	2493
AMRAVATI	2629
AHMEDNAGAR	2643
LATUR	2961
AKOLA	3360
OSMANABAD	3432
JALGAON	3733
AURANGABAD	3855
BEED	4381
YAVATMAL	4631
NANDED	5164
HINGOLI	5748
CHANDRAPUR	8546

State Schemes 3rd Ins Pending

SINDHUDURG	23
RATNAGIRI	89
THANE	156
SATARA	206
KOLHAPUR	259
WARDHA	284
SANGLI	292
NAGPUR	354
BHANDARA	368
RAIGAD	447
PUNE	478
GONDIA	555
PALGHAR	573
SOLAPUR	591
WASHIM	695
AMRAVATI	786
NASHIK	825
NANDURBAR	840
AKOLA	956
PARBHANI	1018
GADCHIROLI	1032
BULDHANA	1078
AHMEDNAGAR	1197
DHULE	1241
JALGAON	1258
OSMANABAD	1275
HINGOLI	1485
YAVATMAL	1619
LATUR	1638
NANDED	1639
AURANGABAD	1665
CHANDRAPUR	1704
JALNA	1891
BEED	2933

राज्यपुरस्कृत आवास योजना ग्रामीण -हप्ते वितरण

Sr. No.	District	1st Installment (Daily Achivement)	1st Installment Remaining	2nd Installment (Daily Achivement)	2nd Installment Remaining	3rd Installment (Daily Achivement)	3rd Installment Remaining
1	AHMEDNAGAR	0	832	0	2643	0	1197
2	AKOLA	0	737	0	3360	0	956
3	AMRAVATI	0	2688	0	2629	0	786
4	AURANGABAD	0	1939	0	3855	0	1665
5	BEED	0	1380	0	4381	0	2933
6	BHANDARA	0	937	0	1354	0	368
7	BULDHANA	0	467	0	1781	0	1078
8	CHANDRAPUR	0	3378	0	8546	0	1704
9	DHULE	0	822	0	1899	0	1241
10	GADCHIROLI	0	907	0	1467	0	1032
11	GONDIA	0	575	0	1383	0	555
12	HINGOLI	0	3769	0	5748	0	1485
13	JALGAON	0	1343	0	3733	0	1258
14	JALNA	0	874	0	2493	0	1891
15	KOLHAPUR	0	520	0	966	0	259
16	LATUR	0	1014	0	2961	0	1638
17	NAGPUR	0	3339	0	2248	0	354
18	NANDURBAR	0	1349	0	718	0	840
19	NASHIK	0	1290	0	1456	0	825
20	OSMANABAD	0	1200	0	3432	0	1275
21	PALGHAR	0	170	0	1621	0	573
22	PARBHANI	0	695	0	2221	0	1018
23	PUNE	0	584	0	826	0	478
24	RAIGAD	0	1509	0	1037	0	447
25	RATNAGIRI	0	42	0	115	0	89
26	SANGLI	0	165	0	680	0	292
27	SATARA	0	962	0	267	0	206
28	SINDHUDURG	0	5	0	52	0	23
29	SOLAPUR	0	585	0	1358	0	591
30	THANE	0	911	0	272	0	156
31	WARDHA	0	360	0	893	0	284
32	WASHIM	0	532	0	1447	0	695
33	YAVATMAL	0	2235	0	4631	0	1619
34	NANDED	-1	2506	0	5164	0	1639
	Total	0	40621	0	77637	0	31450

प्रधानमंत्री आवास योजना ग्रामीण - Delayed Houses

■ पहिला हप्ता मिळाल्यानंतर १२ महिने उलटूनही अपूर्ण घरकुले
 ■ पहिला हप्ता मिळाल्यानंतर १८ महिने उलटूनही अपूर्ण घरकुले
 ■ पहिला हप्ता मिळाल्यानंतर १० दिवसानंतरही दुसरा हप्ता न मिळालेली घरकुले
 ■ दुसरा हप्ता मिळाल्यानंतर १० दिवसानंतरही तिसरा हप्ता न मिळालेली घरकुले
 ■ तिसरा हप्ता मिळाल्यानंतर १० दिवसानंतरही अपूर्ण घरांची संख्या

जिल्हा	पहिला हप्ता मिळाल्यानंतर १२ महिने उलटूनही अपूर्ण घरकुले	पहिला हप्ता मिळाल्यानंतर १८ महिने उलटूनही अपूर्ण घरकुले	पहिला हप्ता मिळाल्यानंतर १० दिवसानंतरही दुसरा हप्ता न मिळालेली घरकुले	दुसरा हप्ता मिळाल्यानंतर १० दिवसानंतरही तिसरा हप्ता न मिळालेली घरकुले	तिसरा हप्ता मिळाल्यानंतर १० दिवसानंतरही अपूर्ण घरांची संख्या
AHMEDNAGAR	2643	1545	3065	1717	32
AKOLA	4098	3160	3600	1022	620
AMRAVATI	7400	4972	6864	1642	1070
AURANGABAD	3548	2104	4448	1402	681
BEED	4795	1784	6177	2233	595
BHANDARA	7841	4493	4158	1049	2771
BULDHANA	3716	1909	4203	1384	815
CHANDRAPUR	3602	1797	3088	969	665
DHULE	8915	3928	5709	2528	1902
GADCHIROLI	4223	2229	2006	1369	1294
GONDIA	1844	1506	2849	1393	189
HINGOLI	1923	641	2447	828	153
JALGAON	9723	6301	10663	2496	648
JALNA	2573	1015	3134	1707	426
KOLHAPUR	1966	631	1831	561	148
LATUR	1304	652	3166	876	93
NAGPUR	3213	2182	2491	857	648
NANDED	11847	8290	15235	3294	387
NANDURBAR	15374	9852	7265	5595	6095
NASHIK	7517	3369	4748	2354	1653
OSMANABAD	1968	562	1577	2419	15
PALGHAR	1723	565	1296	786	1142
PARBHANI	1238	665	4068	1286	108
PUNE	2565	1622	1889	717	602
RAIGAD	693	325	430	279	162
RATNAGIRI	346	29	260	196	132
SANGLI	3254	2090	2894	800	304
SATARA	683	262	638	425	243
SINDDHURG	146	56	141	105	32
SOLAPUR	5544	4294	5214	1475	710
THANE	748	172	443	219	301
WARDHA	1163	664	956	504	225
WASHIM	1463	764	2218	1114	56
YAVATMAL	7587	3955	6397	2488	1968